



SETTING INNOVATIVE STANDARDS



INDUSTRY

PRODUCT CATALOGUE



OUR HISTORY

1979

**PIONEERING THE
SEALLESS VISION**



Where the Heritage of Innovation Began.

The foundations of our technical excellence were laid by Adriano Mischiatti, who designed the first regenerative peripheral pump with magnetic drive. This breakthrough marked the birth of a new era in fluid handling, proving that total containment was the future of industrial safety.

1982

**STANDARDIZING
INDUSTRIAL
PERFORMANCE**



Engineering the Standard for Metallic Excellence.

The product range expanded with the development of the MCA series. By integrating magnetic drive technology into ISO 2858 metallic centrifugal pumps, we provided the chemical and process industries with a robust, standardized solution that eliminated the vulnerabilities of conventional mechanical seals.

2003

**THE EVOLUTION
OF A GLOBAL
LEADER**



Decades of Expertise. One Visionary Brand.

The official foundation of M Pumps represented the strategic culmination of thirty years of field-proven expertise. This milestone consolidated our technical heritage into a focused global entity dedicated to solving the most complex pumping challenges through sealless innovation.

2008

**MASTERING
MATERIAL
RESILIENCE**



Advanced Containment for Aggressive Media.

M Pumps achieved a new level of vertical integration with the in-house development of the PFA LINED series. These centrifugal lined pumps combined the mechanical strength of metal with the chemical inertness of advanced linings, offering unparalleled protection in the most corrosive environments.

2012

**ENGINEERING
THE ENERGY
TRANSITION**



Empowering the Green Hydrogen revolution

Designed to meet the demands of the energy transition, our PFA-lined and metallic centrifugal pumps serve as the high-performance core of Green Hydrogen Electrolyzers. By integrating advanced fluid handling solutions, M Pumps technology proves essential to the scalability and reliability of the clean energy sector.

2024

**THE NEW
FRONTIER
OF HIGH
PRESSURE**



Redefining API 685 Integrity.

M Pumps continues to lead the heavy-duty sector with the introduction of the High-Pressure Multistage Peripheral Regenerative Pump. Fully compliant with API 685, this innovation provides the extreme pressure capabilities required for modern petrochemical processes without compromising our "Zero-Leakage" mandate.

ABOUT M PUMPS

OUR VISION

To be recognized as a trusted engineering partner for critical chemical process pumping. Built on consistency, competence, and long-term relationships.

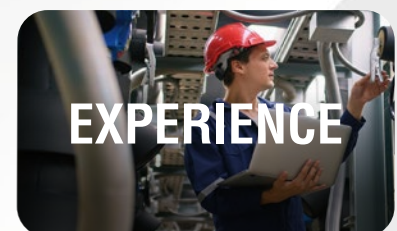
Over 50 years of excellence
in pump manufacturing

The Mischiatti family has led M Pumps for over 50 years, building a legacy of excellence in pump manufacturing. Our commitment goes beyond business, every magnetic drive and mechanical seal pump we produce reflects our family's unwavering dedication to reliability, safety and quality.

OUR MISSION

Design and manufacture centrifugal pumps for chemical and industrial processes, applying magnetic drive and containment technologies to ensure predictable operation.

OUR VALUES



INDUSTRIES

ADVANTAGES



PRODUCT

INDUSTRY & PROCESS

CN MAG-M




ISO 5199-15783 | CENTRIFUGAL | SINGLE STAGE

SPECIFICATIONS

Sealing Type	MAG DRIVE
Max. Flow	4000 m ³ /h
Max. Head	220 m
Temp. Min./ Max.	from -120 °C to 300 °C
Des. Preassure	16 bar (25 bar)
Materials	Metallic



FEATURES

-  High Temperature
-  Low Temperature
-  Explosion Proof

CN MAG-M ANSI




ASME B 73.3 | CENTRIFUGAL | SINGLE STAGE

SPECIFICATIONS

Sealing Type	MAG DRIVE
Max. Flow	180 m ³ /h
Max. Head	130 m
Temp. Min./ Max.	from -120 °C to 300 °C
Des. Preassure	25 bar
Materials	Metallic



FEATURES

-  High Temperature
-  Low Temperature
-  Explosion Proof

CL MAG-M




ISO 5199-15783 | CENTRIFUGAL | SINGLE STAGE

SPECIFICATIONS

Sealing Type	MAG DRIVE
Max. Flow	80 m ³ /h
Max. Head	82 m
Temp. Min./ Max.	from -60 °C to 180 °C
Des. Preassure	16 bar
Materials	Lined PFA



FEATURES

-  Low Temperature
-  Explosion Proof
-  Hydrogen

CL MAG-M ANSI




ASME B 73.3 | CENTRIFUGAL | SINGLE STAGE

SPECIFICATIONS

Sealing Type	MAG DRIVE
Max. Flow	80 m ³ /h
Max. Head	82 m
Temp. Min./ Max.	from -60 °C to 180 °C
Des. Preassure	16 bar
Materials	Lined PFA



FEATURES

-  Low Temperature
-  Explosion Proof
-  Hydrogen

PRODUCT

INDUSTRY & PROCESS

CI MAG-M




ISO 2858 | **CENTRIFUGAL** | SINGLE STAGE

SPECIFICATIONS

Sealing Type	MAG DRIVE
Max. Flow	60 m ³ /h
Max. Head	45 m
Temp. Min./ Max.	from -40 °C to 180 °C
Des. Preassure	16 bar
Materials	Metallic



FEATURES


-  Low Temperature
-  Explosion Proof
-  Hydrogen

CM MAG-M




SUB ISO 15783 | **CENTRIFUGAL** | SINGLE STAGE

SPECIFICATIONS

Sealing Type	MAG DRIVE
Max. Flow	35 m ³ /h
Max. Head	36 m
Temp. Min./ Max.	from -50 °C to 180 °C
Des. Preassure	16 bar
Materials	Metallic



FEATURES

-  Low Temperature
-  Explosion Proof
-  Hydrogen

C MAG-PL


M PUMPS STANDARD | **CENTRIFUGAL**
| SINGLE STAGE

SPECIFICATIONS

Sealing Type	MAG DRIVE
Max. Flow	140 m ³ /h
Max. Head	58 m
Temp. Min./ Max.	from -30 °C to 90 °C
Des. Preassure	16 bar
Materials	Lined PVDF/PP



FEATURES

-  Explosion Proof

CN SEAL-M


ISO 5199-15783 | **CENTRIFUGAL** | SINGLE STAGE

SPECIFICATIONS

Sealing Type	MECH. SEAL
Max. Flow	2500 m ³ /h
Max. Head	225 m
Temp. Min./ Max.	from -28 °C to 150 °C
Des. Preassure	16 bar
Materials	Metallic



FEATURES

-  Explosion Proof

PRODUCT

INDUSTRY & PROCESS

T MAG-M

PERIPHERAL REGENERATIVE | SINGLE STAGE

SPECIFICATIONS

Sealing Type	MAG DRIVE
Max. Flow	13 m ³ /h
Max. Head	124 m
Temp. Min./ Max.	from -60 °C to 300 °C
Des. Preassure	50 bar
Materials	Metallic



FEATURES


-  Low Temperature
-  High Pressure
-  Low Flow
-  Fluid with Gas
-  Explosion Proof
-  Hydrogen

CT MAG-M




CENTRIFUGAL & PERIPHERAL REGENERATIVE
| SINGLE STAGE

SPECIFICATIONS

Sealing Type	MAG DRIVE
Max. Flow	25 m ³ /h
Max. Head	220 m
Temp. Min./ Max.	from -110 °C to 300 °C
Des. Preassure	40 bar
Materials	Metallic



FEATURES

-  Low Temperature
-  High Pressure
-  Low Flow
-  Fluid with Gas
-  Explosion Proof
-  Hydrogen

CT MAG-MS







CENTRIFUGAL & PERIPHERAL REGENERATIVE
| SINGLE STAGE

SPECIFICATIONS

Sealing Type	MAG DRIVE
Max. Flow	25 m ³ /h
Max. Head	550 m
Temp. Min./ Max.	from -110 °C to 300 °C
Des. Preassure	50 bar (100 bar)
Materials	Metallic



FEATURES

-  Low Temperature
-  High Pressure
-  Low Flow
-  Fluid with Gas
-  Explosion Proof
-  Hydrogen

T MAG-P




PERIPHERAL REGENERATIVE | SINGLE STAGE

SPECIFICATIONS

Sealing Type	MAG DRIVE
Max. Flow	15 m ³ /h
Max. Head	60 m
Temp. Min./ Max.	from -5 °C to 90 °C
Des. Preassure	5 bar
Materials	Plastic PP/PVDF



FEATURES

-  Low Flow
-  Fluid with Gas
-  Explosion Proof

PRODUCT

INDUSTRY & PROCESS

CM MAG-P


LOW DUTY | CENTRIFUGAL | SINGLE STAGE

SPECIFICATIONS

Sealing Type	MAG DRIVE
Max. Flow	40 m ³ /h
Max. Head	36 m
Temp. Min./ Max.	from -30 °C to 95 °C
Des. Preassure	5 bar
Materials	Plastic PP/PVDF



FEATURES


 Explosion Proof

V IN LINE


SLIDING VANE | SINGLE STAGE

SPECIFICATIONS

Sealing Type	MAG DRIVE
Max. Flow	3000 l/h
Max. Head	14 bar
Temp. Min./ Max.	from -100 °C to 200 °C
Des. Preassure	25 bar (150 bar)
Materials	SS316L/DD/SD/HC



FEATURES

 Explosion Proof

V MODULAR

SLIDING VANE | MULTI STAGE


SPECIFICATIONS

Sealing Type	MAG DRIVE
Max. Flow	2000 l/h
Max. Head	48 bar
Temp. Min./ Max.	from -100 °C to 200 °C
Des. Preassure	50 bar (150 bar)
Materials	SS316L/DD/SD/HC



FEATURES

 High Pressure

 Explosion Proof

T ECOMAG-M


HEATING & COOLING TECHNOLOGY


SPECIFICATIONS

Sealing Type	MAG DRIVE
Max. Flow	5 m ³ /h
Max. Head	85 m
Temp. Min./ Max.	from -110°C to 350°C
Des. Preassure	16 bar
Materials	Metallic



FEATURES

 Explosion Proof

 Hydrogen

PRODUCT

INDUSTRY & PROCESS

CC MAG-M

ISO 5199-15783 | CENTRIFUGAL

SPECIFICATIONS

Sealing Type	MAG DRIVE
Max. Flow	2500 m ³ /h
Max. Head	330 m
Temp. Min./ Max.	from -40 °C to 300 °C
Des. Preassure	50 bar (100 bar)
Materials	As per API



FEATURES

-  High Temperature
-  High Pressure
-  Low Flow
-  Explosion Proof

CHN MAG-M

SUB-ISO 5199-15783 | CENTRIFUGAL

SPECIFICATIONS

Sealing Type	MAG DRIVE
Max. Flow	2500 m ³ /h
Max. Head	330 m
Temp. Min./ Max.	from -40 °C to 300 °C
Des. Preassure	150 bar (400 bar)
Materials	As per API



FEATURES

-  High Temperature
-  High Pressure
-  Low Flow
-  Explosion Proof

QUALITY & REPEATABILITY

The End-to-End Process

From the initial technical selection through to precision CNC manufacturing and final global shipping, every step is governed by strict ISO 9001 quality management systems.

We ensure material traceability and consistent tolerance, meaning every replacement part or duplicate pump performs with the exact same precision as the original.



TECHNICAL SELECTION

Material and component selection according to application requirements.



PRECISION CNC MANUFACTURING

Tight-tolerance CNC machining under controlled processes.



QUALITY CONTROL & TRACEABILITY

ISO 9001 inspections with full material and process traceability.



GLOBAL LOGISTICS & SHIPPING

Secure worldwide delivery of certified original components.

THE M PUMPS HYBRID CONTAINMENT SHELL TECHNOLOGY

Advanced Dual-Shell Architecture

M Pumps has developed an advanced hybrid containment shell engineered to resolve the traditional trade-offs between mechanical strength, chemical resistance, and energy efficiency. Our design philosophy utilizes a composite, dual-shell architecture that decouples structural integrity from chemical isolation, allowing each function to be optimized independently.

The Outer Structural Assembly (Carbon Fiber):

Constructed from high-tensile carbon fiber composite. Provides exceptional mechanical resistance and hoop strength. Furthermore, as a non-metallic material, the outer shell itself generates zero eddy current losses. As a non-metallic material, generates zero eddy current losses.



The Inner Chemical Barrier (Hastelloy® C or Titanium)

The inner shell, in direct contact with the fluid process, acts solely as a corrosion-resistant barrier. We utilize high-grade alloys such as Hastelloy® C or Titanium to ensure optimal chemical compatibility across a wide range of aggressive media.

M PUMPS HYBRID
CFRP + HASTELLOY® C



Zirconium oxide ceramic containment shells

Are often proposed as an alternative because they are electrically non-conductive, eliminating eddy current losses regardless of a coupling size or speed. However, analytical comparisons reveal critical mechanical trade-offs when selecting solid zirconium over the M Pumps Hybrid solution.

PRECISION PRE-SALES

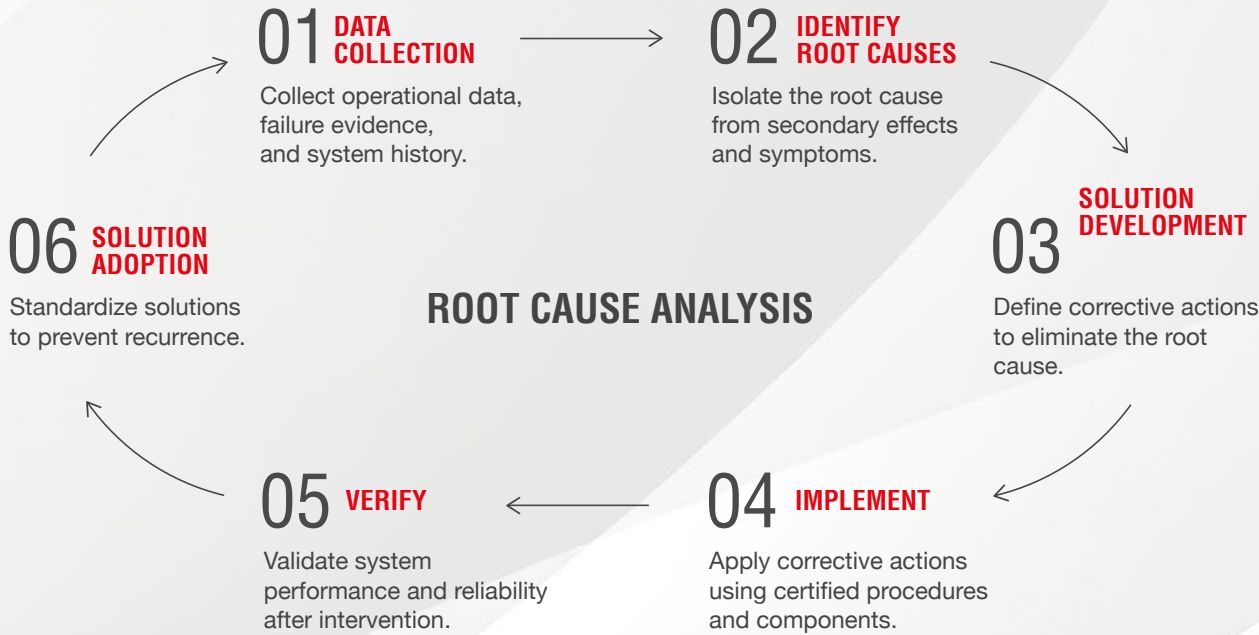
Selection & Configuration software

M Pumps' engineering team utilizes a selection software combined with deep application expertise to configure the optimal pumping solution. We analyze complex process parameters, including fluid viscosity, chemical compatibility, and system NPSHa, to select the ideal materials and magnetic coupling sizes.

ADVANCED AFTER-SALES SUPPORT & DIAGNOSTICS

Experience at customer service

M Pumps provides specialized after-sales support focused on maximizing Mean Time Between Failure (MTBF). In the event of an upset, we provide rapid Root Cause Analysis (RCA) to prevent recurrence. With a strategic inventory of original spare parts and a global network of certified technicians, we ensure that maintenance cycles are minimized, keeping your critical operations running safely.



STATE-OF-THE-ART TESTING FACILITIES

Testing the perfection

M Pumps operates a testing facility where every pump undergoes rigorous performance validation. Our test beds are engineered to meet international standards, including API 685 and ISO 9906.

We perform comprehensive hydraulic testing, NPSHr verification, and mechanical run tests to ensure that every unit meets the exact duty point required by the process. Customers receive certified test reports, guaranteeing that the pump installed in the field performs identically to its design specifications. This commitment to physical validation minimizes commissioning risks and ensures immediate operational reliability.





From local expertise
to global presence




M PUMPS S.R.L

Via dell'Artigianato, 120
45015 Corbola (RO)

Tel. +39.0426.346304
e-mail: info@mpumps.it

WWW.MPUMPS.IT



MADE IN ITALY

*The information provided in this brochure is for general informational purposes only.
While every effort has been made to ensure the accuracy and completeness of the content,
the details provided are subject to change without prior notice.*